

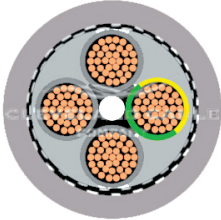




## TYPE SY LSZH CONTROL CABLE



### APPLICATION

SY cables are used as an interconnecting cable between fixed and mobile equipment in conveyors, assembly lines, production lines and machine tool manufacture where the galvanised steel wire braid armour gives excellent mechanical protection.

These cables are not UV resistant but can be used outdoors if adequately protected against direct sunlight in trunking etc.

### CONSTRUCTION

- Conductor:** Plain Annealed Stranded Copper
- Insulation:** Low smoke Zero Halogen (LSZH)
- Armouring:** Galvanised Steel Wire Braid Armour
- Sheath:** Low smoke Zero Halogen (LSZH)
- Sheath Colour:** Grey

### CABLE STANDARDS

Generally to BS EN 50525-3-11

VDE 0250

CY, SY and YY Cables are thoroughly tested under BSI kitemark KM712695 in our accredited lab prior to delivery.

The lab is audited by BSI as an independent 3rd party to verify that the testing procedures and the cable meet the standards and are fit for purpose

### CHARACTERISTICS

**Voltage Rating:** 300/500 Volts

**Temperature Limits:**

Static: -20°C to +80°C

Flexing: -5°C to +70°C

**Minimum Bending Radius:**

As per cable manufacturer datasheet

### CORE IDENTIFICATION

2 Core: **Black** with **White** numbers

3 core and above: **Black** with **White** numbers plus **G/Y**

Also available with coloured cores as follows:

2 Core: **Brown Blue**

3 Core: **Brown Blue Green / Yellow**

4 Core: **Brown Black Grey Green / Yellow**

5 Core: **Brown Blue Black Grey**

**Green / Yellow**

Should not be installed at temperatures below -5°C

For more information contact:  
**01642 241 133**



## TYPE SY LSZH CONTROL CABLE - DIMENSIONS

CCC CODE	CONDUCTOR SIZE	STRANDING (MM)	NO. OF CORES	WEIGHT (KG/KM)	OUTSIDE DIAMETER (MM)	GLAND SIZE (MM)
SY3X1/5LSF	1.5	30/0.25	3	143	8.60	20/16
SY4X1/5LSF	1.5	30/0.25	4	170	9.30	20/16
SY3X2/5LSF	2.5	50/0.25	3	190	9.90	20/16
SY4X2/5LSF	2.5	50/0.25	4	240	10.80	20/16
SY5X2/5LSF	2.5	50/0.25	5	247	11.50	20S
SY3X4LSF	4	56/0.3	3	323	12.20	20S
SY4X4LSF	4	56/0.30	4	354	13.40	20S
SY5X4LSF	4	56/0.30	5	392	15.00	20
SY3X6LSF	6	84/0.30	3	343	13.40	20S
SY4X6LSF	6	84/0.30	4	458	14.60	20
SY5X6LSF	6	84/0.30	5	572	16.70	20

## SY CONTROL CABLE – CURRENT CAPACITY & CONDUCTOR RESISTANCE

NOMINAL CROSS SECTIONAL AREA (MM <sup>2</sup> )	CURRENT CARRY CAPACITY AT 30°C IN AIR AMPS	MAXIMUM RESISTANCE CONDUCTOR AT 20°C
1.5	24	13.3
2.5	32	7.98
4	42	4.95
6	54	3.3

## TYPE SY LSZH CONTROL CABLE- VOLTAGE DROP

NOMINAL CROSS SECTIONAL AREA (MM <sup>2</sup> )	TWO CORE CABLE DC mV/A/m	SINGLE PHASE TWO CORE CABLE AC mV/A/m	THREE PHASE 3 OR 4 CORE CABLE AC mV/A/m
1.5	29	29	25
2.5	18	18	15
4	11	11	9.5
6	7.3	7.3	6.4

THE ABOVE IS IN ACCORDANCE WITH 18TH EDITION OF IET WIRING REGULATIONS

THE INFORMATION CONTAINED WITHIN THIS DATASHEET IS FOR GUIDANCE ONLY AND IS SUBJECT TO CHANGE WITHOUT NOTICE OR LIABILITY. WE BELIEVE THE INFORMATION IS CORRECT AT THE TIME OF PUBLICATION. PLEASE NOTE WHEN SELECTING CABLE ACCESSORIES THAT ACTUAL CABLE DIMENSIONS MAY VARY DUE TO MANUFACTURING TOLERANCES.

For more information contact:  
**01642 241 133**